

Absorbent Glass Mat (AGM) technology for superior performance. Valve regulated, spill proof construction allows safe operation in any position. Approved for transport by air, D.O.T., I.A.T.A., F.A.A. and C.A.B. certified. U.L. recognized under file number MH 20567.

UB12350

Maintenance-Free

Specification

Nominal Voltage	12 volts		
Nominal Capacity	77° F (25° C)		
20-hr. (1.75A)	35.00 Ah		
10-hr. (3.26A)	32.55 Ah		
5-hr. (5.95A)	29.75 Ah		
1-hr. (21.00A)	21.00 Ah		
Approximate Weight	23.2 lbs (10.5 kgs)		
Internal Resistance (approx.)	10mΩ		
Shelf Life (% of normal capacity at 77° F (25° C))			
3 Months	6 Months	12 Months	
91%	82%	64%	
Temperature Dependency of Capacity	(20 hour rate)		
104° F	77° F	32° F	5° F
102%	100%	85%	65%



Charge Method (Constant Voltage)


Cycle Use (Repeating Use)

Initial Current	12.25 A or smaller
Control Voltage	14.5 - 14.9 V

Float Use

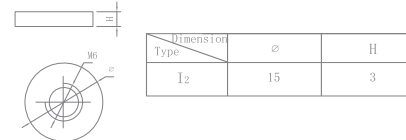
Control Voltage	13.6 - 13.8 V
-----------------	---------------

Physical Dimensions: in (mm)



L: 7.70 in (195.5 mm)
W: 5.12 in (130 mm)
H: 6.26 in (159 mm)
TH: 6.26 in (159 mm)
Tolerances are +/- 0.04 in. (+/- 1mm) and +/- 0.08 in. (+/- 2mm) for height dimensions. All data subject to change without notice.

Terminals



Dimension Type	∅	H
I ₂	15	3

Constant Current Discharge Characteristics Unit:A (25°C, 77°F)

F.V/Time	5MIN	10MIN	15MIN	30MIN	1HR	2HR	3HR	4HR	5HR	8HR	10HR	20HR
9.60V	122.0	89.0	63.0	38.0	19.8	12.0	8.5	6.6	5.4	3.8	3.5	1.9
10.20V	108.0	81.0	56.0	36.0	18.6	11.0	8.3	6.4	5.3	3.8	3.4	1.8
10.50V	104.0	77.0	53.0	35.0	18.0	10.8	8.1	6.3	5.3	3.7	3.3	1.8
10.80V	100.0	73.0	50.0	34.0	17.0	10.5	7.9	6.2	5.1	3.6	3.3	1.8
11.10V	96.0	69.0	46.0	33.0	17.0	10.2	7.6	6.0	5.0	3.5	3.1	1.7

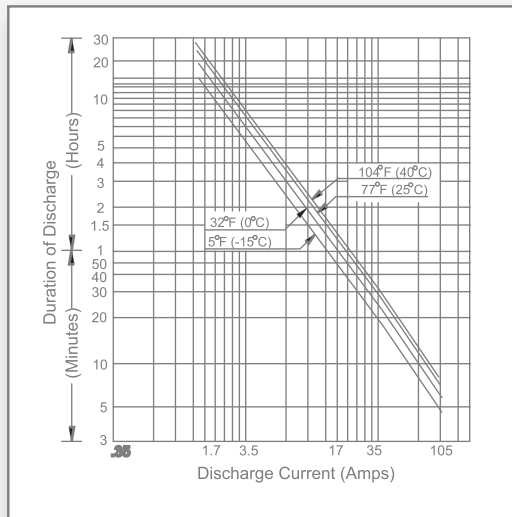
Constant Power Discharge Characteristics Unit:W (25°C, 77°F)

F.V/Time	5MIN	10MIN	15MIN	30MIN	1HR	2HR	3HR	4HR	5HR	8HR	10HR	20HR
9.60V	1297.0	946.0	666.0	403.0	229.0	134.0	98.0	76.0	63.0	44.0	40.0	21.7
10.20V	1194.0	901.0	623.0	399.0	216.0	128.0	96.0	75.0	62.0	43.0	39.0	21.1
10.50V	1175.0	876.0	599.0	397.0	209.0	125.0	93.0	73.0	61.0	43.0	39.0	20.9
10.80V	1160.0	853.0	576.0	396.0	203.0	122.0	91.0	72.0	60.0	42.0	38.0	20.7
11.10V	1139.0	825.0	550.0	393.0	200.0	122.0	90.0	71.0	60.0	42.0	37.0	20.1

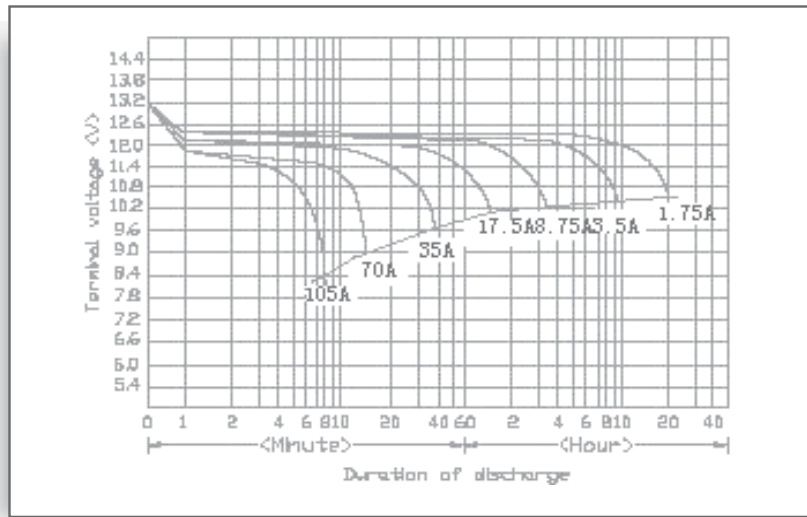
UB12350

Maintenance-Free

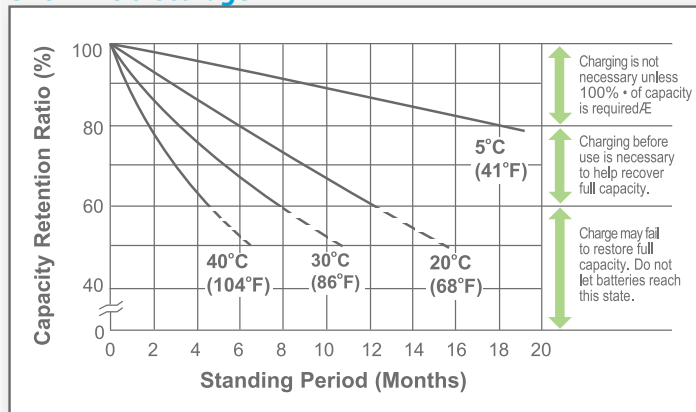
Discharge Time vs. Discharge Current



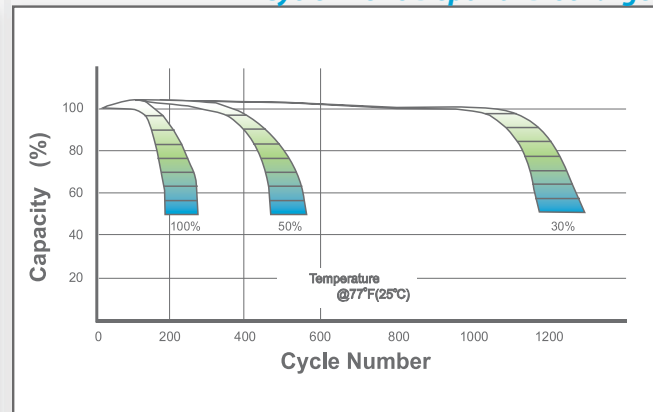
Discharge Characteristics



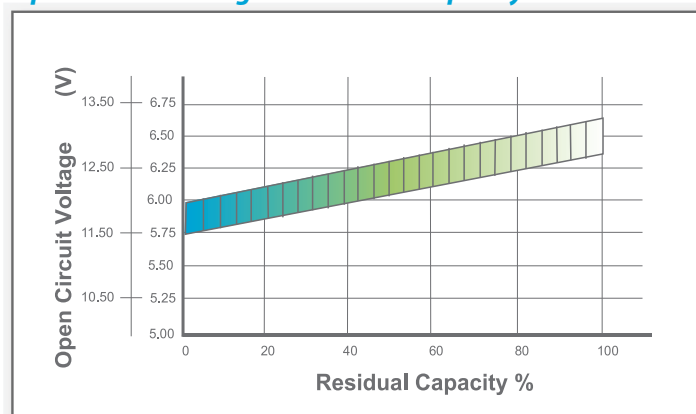
Shelf Life & Storage



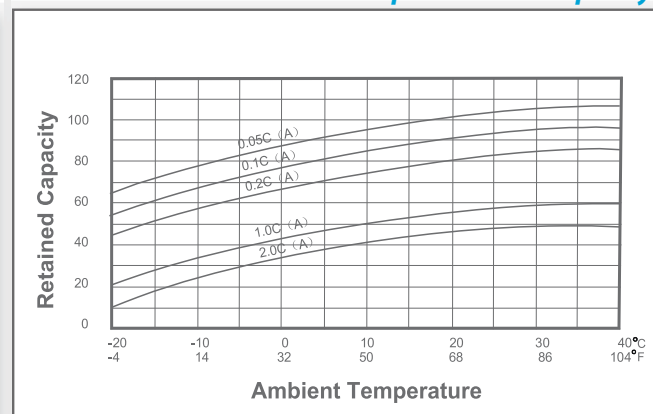
Cycle Life vs Depth of Discharge



Open Circuit Voltage vs Residual Capacity



Effect of Temperature on Capacity



Charge Current & Final Discharge Voltage

Application	Charge Voltage(V/Cell)			Max.Charge Current	Final Discharge Voltage V/Cell	1.75	1.70	1.60	1.30
	Temperature	Set Point	Allowable Range						
Cycle Use	25°C(77°F)	2.45	2.40-2.50	0.35C	Discharge	0.2C<(A)	0.2C<(A)<0.5C	0.5C<(A)<1.0C	(A)>1.0C
Standby	25°C(77°F)	2.325	2.30-2.35		Current(A)				



Let UPG Power Your Life.

www.upgi.com