




GP-SW1500




GP-SW1000

GP-HS1500



DC to AC Power Inverters

1000W / 1500W / 1500W High Surge

- Premium DC Pure Sine Wave Inverters
- Features Powersave mode
- Innovative, compact design
- Use with DC Install Kits
-  

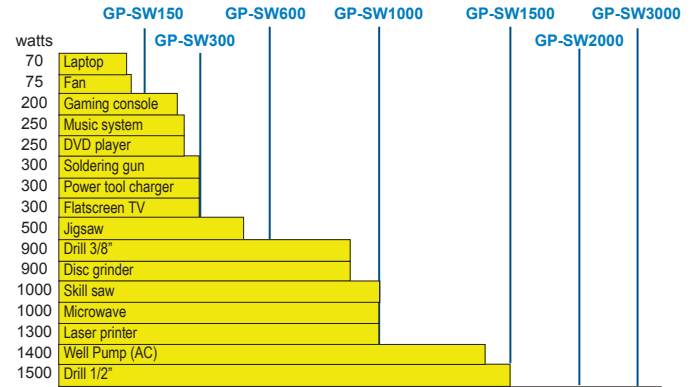
The Solar Solution for:

- RVs / Campers
- Mobile Office
- Long Haul Trucks
- Utility Vehicles/ Work Trucks
- Boats

The Superior Power of Sine Wave

Go Power! Pure Sine Wave Inverters are the ultimate choice for appliances and devices that demand a clean, pure source of AC power. The GP-SW1000, SW1500 and HS1500 will run practically everything in your RV, work truck or cottage and still have pure power for the sensitive loads. All feature a duplex GFCI receptacle and full overload protection. The GP-HS1500 is a high surge inverter, surging at 3000 watts. These inverters are ideal for:

- **Kitchen Appliances** - coffee makers, blenders, microwaves
- **Utility Truck Equipment** - power tools, battery chargers, test equipment
- **Office Equipment** - computers, printers, fax machines and monitors
- **Consumer Electronics** - TVs, music systems, lighting, fans, DVD players and satellite dishes



SPECIFICATIONS*	GP-SW1000-12 (12V)	GP-SW1000-24 (24V)	GP-SW1500-12 (12V)	GP-SW1500-24 (24V)	GP-HS1500 (12V)
Continuous Output Power	1000W	1000 W	1500 W	1500 W	1500 W
Surge Rating	2000 W	2000 W	2000 W	2000 W	3000 W
Output Waveform	Pure Sine Wave <3% THD				
Output Voltage ± 3%	110 VAC RMS				
Input Voltage	10.5 - 15 VDC	21.0 - 30.0 VDC	11.0 - 16.0 VDC	21.0 - 30.0 VDC	10.5 - 15 VDC
Efficiency	85 - 92%	85 - 92 %	85 - 90%	85 - 90%	88 - 91%
No Load Current Draw / Powersave	1.4 A / 0.25 A	0.75 A / 0.15 A	1.0 A / 0.1 A	0.65 A / 0.05 A	1.45 A / 0.28 A
Protection	Overload, Short Circuit, Reverse Polarity (Fuse), Over/Under Input Voltage, Over Temperature				
Low Battery Alarm ± 2%	10.5 V	21.0 V	10.5 V	21.0 V	10.7 V
Low Battery Shut-Down ± 2%	10.0 V	20.0 V	10.0 V	20.0 V	10.3 V
Operating Temperature Range	0 - 40°C / 32°F - 104°F				
Storage Temperature Range	-30°C - 70°C / -22°F - 158°F				
Cooling	Thermostatically Controlled Fan				
AC Receptacle	Dual GFCI				
Remote Port Option	Yes				
Dimensions (L x W x H) in mm	383 x 182 x 89		419 x 279 x 102		370 x 191 x 88
Dimensions (L x W x H) in inches	15.1 x 7.2 x 3.5		16.3 x 10.9 x 4.1		14.6 x 7.5 x 3.5
Weight	4.0 kg / 8.8 lbs		7.7 kg / 17 lbs		4.8 kg / 10.6 lbs
Warranty	2 Years				
Inverter Install Kits	GP-DC-KIT2		GP-DC-KIT3	GP-DC-KIT2	GP-DC-KIT3
Remotes (Optional)	GP-SWR-B-12 / GP-SWR-A	GP-SWR-B-24 / GP-SWR-A	GP-SW-REMOTE		GP-SWR-A-12 / GP-SWR-B-12
UPC	8-39085-00067-0	8-39085-00136-3	8-39085-00001-4	8-39085-00039-7	8-39085-00008-3

*Specifications subject to change without notice