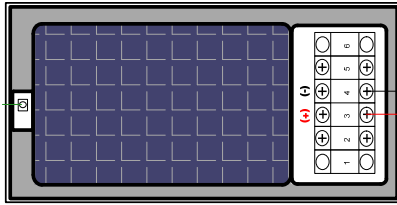
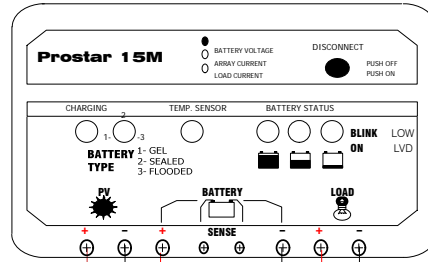


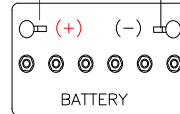
SOLAR PANEL – BP SX380J



#10-2 X 25FT  
OP CABLE



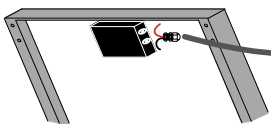
#10-1 X 14"  
RB CABLE



(-) LOAD : 12VDC  
(+)

CONNECT  
OUTPUT CABLE  
INSIDE BATTERY  
ENCLOSURE :  
PV (+) TERMINAL BLOCK #1  
PV (-) TERMINAL BLOCK #2

SOLAR MODULE : J-BOX  
(BACK VIEW)



#10-2 OUTPUT (OP)  
CABLE

CONNECT  
OUTPUT CABLE  
INSIDE J-BOX

NOTES :

- \* ALL METAL SURFACES TO BE GROUNDED. SEE :NEC 250.122 FOR DETAILS.
- \* ALL CIRCUIT BREAKERS IN OFF POSITION PRIOR TO START UP PROCEDURE.
- \* VERIFY ALL CONNECTIONS , POLARITY AND VOLTAGE MEASUREMENTS.

TITLE : **RPS - 80/12V**

DESCRIPTION **12VOLT DC (SOLAR / BATTERY)**

**RPS-80/12V**

